



Fleet Inspections



Broward - Palm Beach - Miami Dade - Martin - St. Lucie

(954)752-9443 (888)505-0828

info@fleet-inspections.com www.fleet-inspections.com



Windstorm Mitigation Inspection

Inclusions:

- A. Uniform Mitigation Verification Inspection Form OIR-B1-1802**
- B. One complete set of supporting digital color photos**
- C. Deficiency Report (if applicable)**



325 PINE RIDGE CIRCLE GREEN ACRES FL 33463



Uniform Mitigation Verification Inspection Form

Maintain a copy of this form and any documentation provided with the insurance policy

NAME: Pine Ridge III Condominium Association Inc			INSPECTION DATE: 12/29/2024		
ADDRESS: 325 PINE RIDGE CIRCLE GREEN ACRES FL 33463				COUNTY: PALM BEACH	
TEL:	YR BUILT: 1980	STORIES 2	AGENT:		
EMAIL:			POLICY#	Unit / Bldng	

* Any documentation used in validating the compliance or existence of each construction or mitigation attribute must accompany this form. * At least one photograph must accompany this form to validate each attribute marked in questions 3 through 7. * The insurer may ask additional questions regarding the mitigated feature(s) verified on this form.

1. Building Code:

Was the structure built in compliance with the Florida Building Code (FBC 2001 or later) OR for homes located in the HVHZ (Miami-Dade or Broward counties), South Florida Building Code (SFBC-94)?

A. Built Complying With FBC Year Built

Homes built in 2002/2003 provide a permit application with a date after 3/1/2002: Building Permit Application Date (MM/DD/YYYY)

B. For the HVHZ Only: Built in compliance with the SFBC-94: Year Built

For homes built in 1994,1995, & 1996 provide a permit application with a date after 9/1/1994: Building Permit

C. Unknown or does not meet the requirements of Answer "A" or "B"

2. Roof Covering:

Select all roof covering types in use. Provide permit application date OR FBC/MDC Product Approval # OR Year of Original Installation/ Replacement OR indicate that no information was available to verify compliance for each roof covering identified

2.1 Roof Covering Type:	Permit Application Date	FBC / MDC Product Approval #	Year of Original Installation or Replacement	No Information Provided for Compliance
-------------------------	-------------------------	------------------------------	--	--

1. Asphalt/Fiberglass Shingle 5/23/2024 2024-00001912 .

2. Concrete/Clay Tile

3. Metal

4. Built-up

5. Membrane

6. Other

Building Permit Data Acquisition: If Applicable, Buildfax &/Or Appropriate Municipality PDF Report Attached Separately

A. All roof coverings listed above meet the FBC with a FBC or Miami-Dade Product Approval listing current at time of installation OR have a roofing permit application date on or after 3/1/02 OR the roof is original and built in 2004 or later.

B. All roof coverings have a Miami-Dade Product Approval listing current at time of installation OR (for the HVHZ only) a roofing permit application after 9/1/1994 and before 3/1/2002 OR the roof is original and built in 1997 or later.

C. One or more roof coverings do not meet the requirements of Answer "A" or "B".

D. No roof coverings meet the requirements of Answer "A" or "B".

3. Roof Deck Attachment:

What is the weakest form of roof deck attachment?

A. Plywood/Oriented strand board (OSB) roof sheathing attached to the roof truss/rafter (spaced a maximum of 24" inches o.c.) by staples or 6d nails spaced at 6" along the edge and 12" in the field OR Batten decking supporting wood shakes or wood shingles OR Any system of screws, nails, adhesives, other deck fastening system or truss/rafter spacing that has an equivalent mean uplift less than that required for Options B or C below.

B. Plywood/OSB roof sheathing with a minimum thickness of 7/16"inch attached to the roof truss/rafter (spaced a maximum of 24" inches o.c.) by 8d common nails spaced a maximum of 12" inches in the field.-OR- Any system of screws, nails, adhesives, other deck fastening system or truss/rafter spacing that is shown to have an equivalent or greater resistance 8d nails spaced a maximum of 12 inches in the field or has a mean uplift resistance of at least 103 psf

C. Plywood/OSB roof sheathing with a minimum thickness of 7/16"inch attached to the roof truss/rafter (spaced a maximum of 24" inches o.c.) by 8d common nails spaced a maximum of 6" inches in the field. -OR- Dimensional lumber/Tongue & Groove decking with a minimum of 2 nails per board (or 1 nail per board if each board is equal to or less than 6 inches in width). -OR- Any system of screws, nails, adhesives, other deck fastening system or truss/rafter spacing that is shown to have an equivalent or greater resistance than 8d common nails spaced a maximum of 6 inches in the field or has a mean uplift resistance of at least 182 psf.

D. Reinforced Concrete Roof Deck

E. Other

F. Unknown or unidentified

G. No attic access

Inspector Initials EL

Property Address 325 PINE RIDGE CIRCLE GREEN ACRES FL 33463

4. Roof to Wall Attachment: What is the WEAKEST roof to wall connection? (Do not include attachment of hip/valley jacks within 5 feet of the inside or outside corner of the roof in determination of WEAKEST type)

A. Toe Nails
 Truss/rafter anchored to top plate of wall using nails driven at an angle through the truss/rafter and attached to the top plate of the wall, or
 or Metal connectors that do not meet the minimal conditions or requirements of B,C, OR D

Minimal conditions to qualify for categories B, C, or D. All visible metal connectors are:

Secured to truss/rafter with a minimum of three (3) nails, AND
 Attached to the wall top plate of the wall framing, or embedded in the bond beam, with less than a 1/2" gap from the blocking or truss/rafter and blocked no more than 1.5" of the truss/rafter, and free of visible severe corrosion.

B Clips

Metal connectors that do not wrap over the top of the truss/rafter, or
 Metal connectors with a minimum of 1 strap that wraps over the top of the truss/rafter and does not meet the nail position requirements of C or D, but is secured with a minimum of 3 nails.

C. Single Wraps
 Metal connectors consisting of a single strap that wraps over the top of the truss/rafter and is secured with a minimum of 2 nails on the front side and a minimum of 1 nail on the opposing side.

D. Double Wraps

Metal Connectors consisting of 2 separate straps that are attached to the wall frame, or embedded in the bond beam, on either side of the truss/rafter where each strap wraps over the top of the truss/rafter and is secured with a minimum of 2 nails on the front side, and a minimum of 1 nail on the opposing side, or
 Metal connectors consisting of a single strap that wraps over the top of the truss/rafter, is secured to the wall on both sides, and is secured to the top plate with a minimum of three nails on each side.

E. Structural - Anchor bolts structurally connected / reinforced concrete roof.

F. Other: **G. Unknown or unidentified** **H. No attic access**

5. Roof Geometry: What is the roof shape? (Do not consider roofs of porches or carports that are attached only to the fascia or wall of the host structure over unenclosed space in the determination of roof perimeter or roof area for roof geometry classification).

A. Hip Roof Hip roof with no other roof shapes greater than 10% of the total roof system perimeter.
Total length of non-hip features: **Total roof system perimeter:**

B. Flat Roof Roof on a building with 5 or more units where at least 90% of the main roof area has a roof slope of less than 2:12.
Roof area with slope less than 2:12 **Total roof area**

C. Other Roof

6. Secondary Water Resistance (SWR): (standard underlayments or hot-mopped felts do not qualify as an SWR)

A. SWR (also called Sealed Roof Deck) Self-adhering polymer modified-bitumen roofing underlayment applied directly to the sheathing or foam adhesive SWR barrier (not foamed-on insulation) applied as a supplemental means to protect the dwelling from water intrusion in the event of roof covering loss.

B. No SWR

C. Unknown or undetermined

Inspector Initials **EL** Property Address **325 PINE RIDGE CIRCLE GREEN ACRES FL 33463**

7. Opening Protection:

What is the weakest form of wind borne debris protection installed on the structure? First, use the table to determine the weakest form of protection for each category of opening. Second, (a) check one answer below (A, B,C, N, or X) based upon the lowest protection level for ALL Glazed openings and (b)check the protection level for all Non-Glazed openings (1,2, or.3) as applicable.

Opening Protection Level Chart		Glazed Openings				Non-Glazed Openings	
		Windows or Entry Doors	Garage Doors	Skylights	Glass Block	Entry Doors	Garage Doors
N/A	N/A Not Applicable- there are no openings of this type on the structure		NA	NA	NA		NA
A	Verified cyclic pressure & large missile (9lb windows doors 4.5 lb skylights)	<input type="checkbox"/>	<input type="checkbox"/>	<input type="checkbox"/>	<input type="checkbox"/>	<input type="checkbox"/>	<input type="checkbox"/>
B	Verified cyclic pressure & large missile (4-8lb windows doors/2lb skylights)	<input type="checkbox"/>	<input type="checkbox"/>	<input type="checkbox"/>	<input type="checkbox"/>	<input type="checkbox"/>	<input type="checkbox"/>
C	Verified plywood/OSB meeting Table 1609.1.2 of the FBC 2007	<input type="checkbox"/>	<input type="checkbox"/>	<input type="checkbox"/>	<input type="checkbox"/>	<input type="checkbox"/>	<input type="checkbox"/>
D	Verified Non-Glazed Entry or Garage doors indicating compliance with ASTM E 330, ANSI/DASMA 108, or PA/TAS 202 for wind pressure resistance					<input type="checkbox"/>	<input type="checkbox"/>
N	Opening Protection products that appear to be A or B but are not verified	<input type="checkbox"/>	<input type="checkbox"/>	<input type="checkbox"/>	<input type="checkbox"/>	<input type="checkbox"/>	<input type="checkbox"/>
	Other protective coverings that cannot be identified as A, B, or C	<input type="checkbox"/>	<input type="checkbox"/>	<input type="checkbox"/>	<input type="checkbox"/>	<input type="checkbox"/>	<input type="checkbox"/>
X	No Windborne Debris Protection	<input checked="" type="checkbox"/>	<input type="checkbox"/>	<input type="checkbox"/>	<input type="checkbox"/>	<input checked="" type="checkbox"/>	<input type="checkbox"/>

A. Exterior Openings Cyclic Pressure and 9-lb Large Missile (4.5 lb for skylights only)
 All Glazed openings are protected at minimum, with impact resistant coverings or products listed as wind borne debris protection devices in the product approval system of the St. of Florida or Miami-Dade County & meet the requirements of one of the following for "Cyclic Pressure and Large Missile Impact"
 • Miami-Dade County PA 201, 202, and 203 • For Garage Doors Only: ANSI/DASMA 115 • For Skylights Only: ASTM E 1886 and ASTM E 1996 • Southern Standards Technical Document (SSTD) 12 • Florida Building Code Testing Application Standard (TAS) 201, 202, and 203• American Society for Testing and Materials (ASTM) E 1886 and ASTM E 1996.

A.1 All Non-Glazed openings classified as A in the table above, or no Non-Glazed openings exist

A.2 One or More Non-Glazed openings classified as Level D in the table above, and no Non-Glazed openings classified as Level B, C, N, or X in the table above

A.3 One or More Non-Glazed Openings is classified as Level B, C, N, or X in the table above

B. Exterior Opening Protection- Cyclic Pressure and 4 to 8-lb Large Missile (2-4.5 lb for skylights only)
 All Glazed openings are protected, at a minimum, with impact resistant coverings or products listed as windborne debris protection devices in the product approval system of the State of Florida or Miami-Dade County and meet the requirements of one of the following for "Cyclic Pressure and Large Missile Impact" (Level B in the table above):
 • ASTM E 1886 and ASTM E 1996 (Large Missile – 4.5 lb. • SSTD 12 (Large Missile – 4 lb. to 8 lb.) • For Skylights Only: ASTM E 1886 & ASTM E 1996 (Large Missile 2 to 4.5 lb.)

B.1 All Non-Glazed openings classified as A or B in the table above, or no Non-Glazed openings exist

B.2 One or More Non-Glazed openings classified as Level D in the table above, and no Non-Glazed openings classified as Level C, N, or X in the table above

B.3 One or More Non-Glazed openings is classified as Level C, N, or X in the table above

C. Exterior Opening Protection- Wood Structural Panels meeting FBC 2007
 All Glazed openings are covered with plywood/OSB meeting the requirements of Table 1609.1.2 of the FBC 2007 (Level C in the table above).

C.1 All Non-Glazed openings classified as A, B, or C in the table above, or no Non-Glazed openings exist

C.2 One or More Non-Glazed openings classified as Level D in the table above, and no Non-Glazed openings classified as Level N or X in the table above

C.3 One or More Non-Glazed openings is classified as Level N or X in the table above

N. Exterior Opening Protection (unverified shutter systems with no documentation)
 All Glazed openings are protected with protective coverings not meeting the requirements of Answer "A", "B", or "C" or systems that appear to meet Answer "A" or "B" with no documentation of compliance (Level N in the table above).

N.1 All Non-Glazed openings classified as Level A, B, C, or N in the table above, or no Non-Glazed openings exist

N.2 One or More Non-Glazed openings classified as Level D in the table above, and no Non-Glazed openings classified as Level X in the table above

N.3 One or More Non-Glazed openings is classified as Level X in the table above

X. None or Some Glazed Openings One or more Glazed openings classified and Level X in the table above.

Inspector Initials **EL** Property Address **325 PINE RIDGE CIRCLE GREEN ACRES FL 33463**

Uniform Mitigation Verification Inspection Form
Maintain a copy of this form and any documentation provided with the insurance policy

MITIGATION INSPECTIONS MUST BE CERTIFIED BY A QUALIFIED INSPECTOR

Section 627.711(2), Florida Statutes, provides a listing of individuals who may sign this form.

Inspection Company: **FLEET INSPECTIONS** TEL: **(954) 752-9443**

Qualified Inspector Name & License #:

License Type:

Eli Levrey, Home Inspector License # HI 14432

Home Inspector

Qualified Inspector – I hold an active license as a: (check one)

- Home inspector licensed under Section 468.8314, Florida Statutes who has completed the statutory number of hours of hurricane mitigation training approved by the Construction Industry Licensing Board and completion of a proficiency exam.
- Building code inspector certified under Section 468.607, Florida Statutes.
- General, building or residential contractor licensed under Section 489.111, Florida Statutes.
- Professional engineer licensed under Section 471.015, Florida Statutes.
- Professional architect licensed under Section 481.213, Florida Statutes.
- Any other individual or entity recognized by the insurer as possessing the necessary qualifications to properly complete a uniform mitigation verification form pursuant to Section 627.711(2), Florida Statutes.

Individuals other than licensed contractors licensed under Section 489.111, Florida Statutes, or professional engineer licensed under Section 471.015, Florida Statutes, must inspect the structures personally and not through employees or other persons. Licensees under s.471.015 or s.489.111 may authorize a direct employee who possesses the requisite skill, knowledge, and experience to conduct a mitigation verification inspection.

I, **Eli Levrey, Home Inspector License # HI 14432**, am a qualified inspector and I personally performed the inspection
(Name & Lic #)

An individual or entity who knowingly or through gross negligence provides a false or fraudulent mitigation verification form is subject to investigation by the Florida Division of Insurance Fraud and may be subject to administrative action by the appropriate licensing agency or to criminal prosecution. (Section 627.711 (4)-(7), Florida Statutes) The Qualified Inspector who certifies this form shall be directly liable for the misconduct of employees as if the authorized mitigation inspector personally performed the inspection.

Qualified Inspector Signature

Date:

12/29/2024



Homeowner to complete: I certify that the named Qualified Inspector or his or her employee did perform an inspection of the residence identified on this form and that proof of identification was provided to me or my Authorized Representative.

Home Owner or Authorized Representative

12/29/2024

Pine Ridge III Condominium Association Inc

The definitions on this form are for inspection purposes only and cannot be used to certify any product or construction feature as offering protection from hurricanes.

An individual or entity who knowingly provides or utters a false or fraudulent mitigation verification form with the intent to obtain or receive a discount on an insurance premium to which the individual or entity is not entitled commits a misdemeanor of the first degree. (Section 627.711(7), Florida Statutes)

Inspector Initials **EL**

Property Address **325 PINE RIDGE CIRCLE GREEN ACRES FL 33463**

This verification form is valid for up to five (5) years provided no material changes have been made to the structure or inaccuracies found on the form. OIR-B1-1802 (Rev. 01/12) Adopted by Rule 690-170.0155. Page 4 of 4



Fleet Inspections



Broward - Palm Beach - Miami Dade - Martin - St. Lucie

(954)752-9443 (888)505-0828

info@fleet-inspections.com www.fleet-inspections.com

OPENINGS REPORT / COMMENTS & OBSERVATIONS

325 PINE RIDGE CIRCLE GREEN ACRES FL 33463

Multiple glazed and non glazed openings are non impact rated and unprotected or have unverified protection



Fleet Inspections



Broward - Palm Beach - Miami Dade - Martin - St. Lucie

(954)752-9443

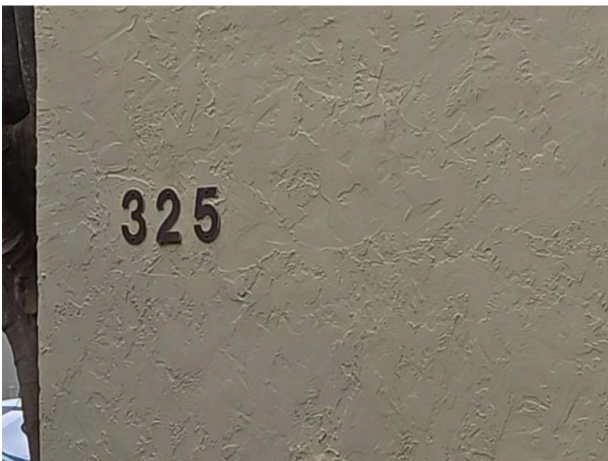
(888)505-0828

info@fleet-inspections.com

www.fleet-inspections.com

Elevation

Elevation 1





Fleet Inspections



Broward - Palm Beach - Miami Dade - Martin - St. Lucie

(954)752-9443

(888)505-0828

info@fleet-inspections.com

www.fleet-inspections.com

UNGLAZED OPENINGS

UNGLAZED OPENINGS





Fleet Inspections



Broward - Palm Beach - Miami Dade - Martin - St. Lucie

(954)752-9443

(888)505-0828

info@fleet-inspections.com

www.fleet-inspections.com

Glazed Openings

GLAZED OPENINGS





Fleet Inspections



Broward - Palm Beach - Miami Dade - Martin - St. Lucie

(954)752-9443

(888)505-0828

info@fleet-inspections.com

www.fleet-inspections.com

ROOF COVERING





Fleet Inspections

Broward - Palm Beach - Miami Dade - Martin - St. Lucie

(954)752-9443

(888)505-0828

info@fleet-inspections.com

www.fleet-inspections.com



ROOF TO DECK ATTACHMENT



ROOF TO WALL ATTACHMENT





Fleet Inspections



Broward - Palm Beach - Miami Dade - Martin - St. Lucie

(954)752-9443 (888)505-0828

info@fleet-inspections.com www.fleet-inspections.com

PERMITS (if applicable)


Fleet Inspections provides inspection information, utilizing BuildFax by Verisk and, where feasible, checks local (city, township, or county) sites for permit details.


Limitation: Accessing detailed permit information can be extremely time-consuming due to site limitations, registration requirements, and inconsistent data entry. Consequently, there may be cases where permit details, including final dates or statuses, are not obtained.

Scope: Our process includes a basic check for permit information when easily accessible without registration or extensive time investment. We provide a permit number, when available, to facilitate further verification.

Responsibility: Should additional permit details be required, it is the responsibility of the client/homeowner to contact the issuing municipality directly—online, by phone, or in person. Fleet Inspections' role does not extend to exhaustive searches for permit details not readily available or provided by BuildFax. This detailed verification lies with the client or underwriting department.

325 PINE RIDGE CIRCLE GREEN ACRES FL 33463





City of Greenacres
 Building Department
 5800 Melaleuca Lane, Greenacres, Florida 33463-3515

Roof OTC

PCN#: 18424423110000000		PERMIT#: 2024-00001912
LOCATION OF IMPROVEMENT:		
Address: 325 Pine Ridge Cir		Received: 05/22/2024
Subdivision/Plaza: Pine Ridge III Cond		Issued: 5/23/2024
CONTRACTOR:		OWNER INFORMATION:
Pine Ridge III Condo Assn 343 Pine Ridge Cir GREENACRES, FL 33463 Contractor #: (561) 988-6001		Pine Ridge III Condo Assn 343 Pine Ridge Cir GREENACRES, FL 33463 Contact #:
DESCRIPTION / REMARKS:		
Replace shingle roof bldg 325		
Est. Job Value: 30714.00	Master Permit #:	Zoning Dist: RM-2
Sq. Ft. Under A/C:	Total Sq. Ft.:	# of Stories:
Code Edition: FBC 2023 8th Edition	ISO: Residential	# of Units:
Bldg. Type: Condo	Const. Type: 0	Design Occ. Load:
Model:	FBC: 0	Occ. Class: 0
Site Plan:		
Master Permit Type:		
PERMIT FEES:		
Charge Description	Charge	
DBPR to city	\$1.15	
DBPR to state	\$10.37	
DCA to City 1%	\$0.77	
DCA to state 1%	\$6.91	
Permit Fee	\$767.85	
TOTALS:	\$787.05	